medcomp®

Catheter Extension Repair Clamp Instructions for Use

The following steps apply when performing a catheter clamp repair in a setting where sterile technique is not required.

1 Wash hands thoroughly prior to the procedure and wear clean gloves. The patient may wear a mask if coughing or sneezing.

2 Confirm end cap is securely connected to catheter luer, then carefully remove damaged clamp and I.D. ring.

Warning: *Air embolism or bleeding may occur if end cap is not securely connected to catheter luer.*

3 Examine catheter and entire length of extension tubing for damage. If the catheter or extension tubing is split, swollen, or has other damage, the catheter should be replaced.

4 Clean the external segment of the catheter extension with approved device cleansing agent.

5 Replace existing clamp and I.D. ring with the appropriate color-coded clamp provided in the kit.



5a Secure I.D. ring onto extension tubing.

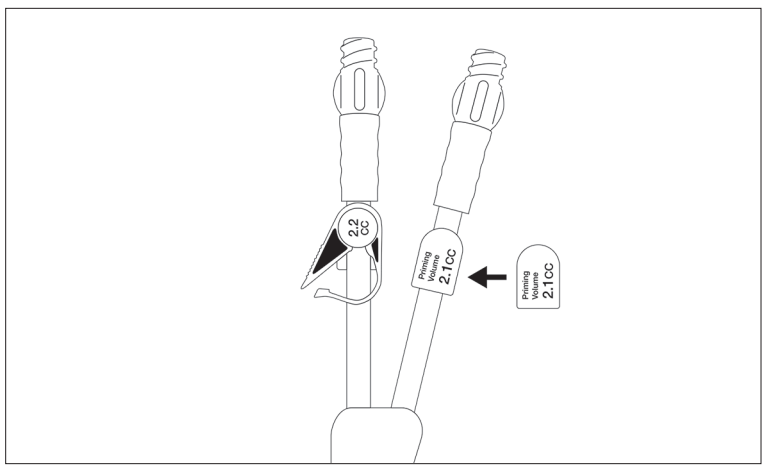

5b Orient the I.D. ring so the circular side is facing toward the intended clamp attachment point.



5c To prepare for attachment, temporarily widen the circular opening of the clamp by slightly extending the space between the clip and the rest of the clamp. This may be done by placing an index finger into the clamp opening closest to the clip.

Caution: *Do not overextend clamp. Damage to the clamp may occur.*

5d With the clamp temporarily extended, line up the circular opening of the clamp with the I.D. ring and slide the clamp through until the top portion is secured onto the extension.

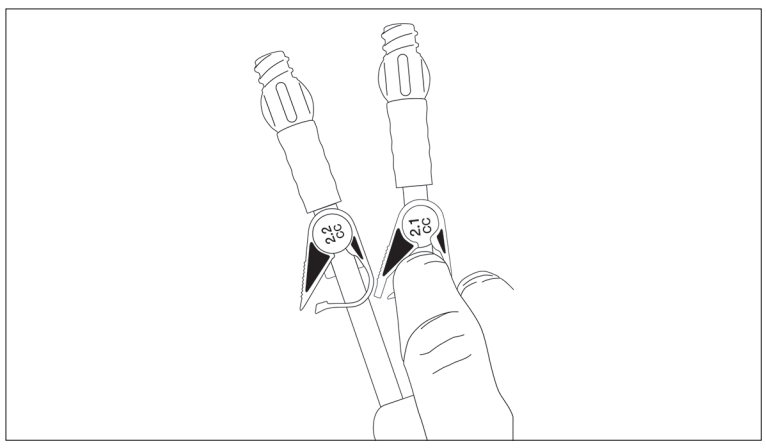

5e Slide the extension tubing into the clamp opening near the clip and close the clamp. It is important the clamp is oriented like the figure below.

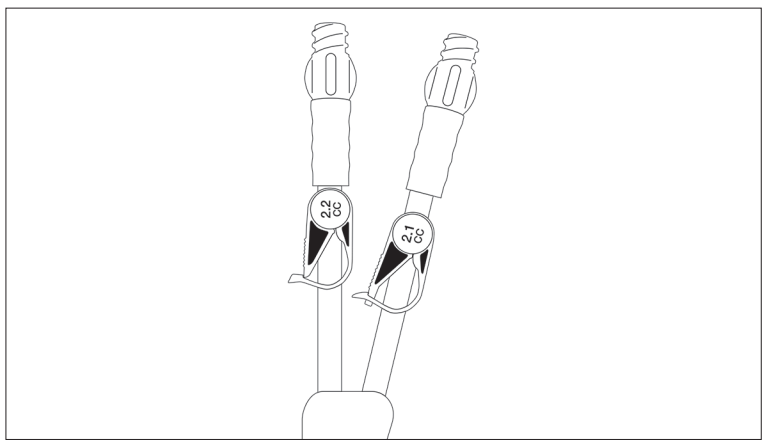

ORDERING INFORMATION		
RPKRGL	CATHETER EXTENSION REPAIR CLAMP RED	25/BOX
RPKBGL	CATHETER EXTENSION REPAIR CLAMP BLUE	25/BOX
RPKWGL	CATHETER EXTENSION REPAIR CLAMP WHITE	25/BOX

IMPORTANT RISK INFORMATION

Indications For Use: The Medcomp® Catheter Extension Repair Clamps are indicated to replace Medcomp® Long-Term or Short-Term hemodialysis catheter clamps.
Contraindications: Known or suspected allergies to acetal.

Medical Components, Inc.
1499 Delp Drive, Harleysville, PA 19438, U.S.A.
P: 215.256.4201

www.**medcomp**.net

ISO13485 Certified Quality System

PN2784GL A 1/26